

Product information presented here reflects conditions at time of publication. Consult factory regarding discrepancies or inconsistencies.

COMPARE THESE FEATURES

- Non-clogging engineered plastic vortex impeller design.
- Corrosion resistant powder coated epoxy finish.
- Durable cast construction. Cast switch case, motor, pump housing and base. No sheet metal parts to rust or corrode.
- Castings - All cast iron class 25-30 25000# tensile strength.
- Stainless steel screws, guard, handle, arm and seal assembly.
- Float operated submersible (NEMA 6) 2-pole mechanical switch.
- Motor - Permanent split capacitor, 60 Hz, 1725 RPM, oil-filled, hermetically sealed, automatic reset thermal overload protection.
- Bearings - Upper & lower oil fed cast iron.
- Carbon and ceramic shaft seal.
- Entire unit pressure tested after assembly.
- Watertight neoprene "□" ring between motor and pump housing.
- Maximum temperature for effluent or dewatering 130°F - 54°C.
- Passes ½ inch spherical solids.
- No screens to clog.
- Standard cord length 15 ft. (UL Listed).
- 1½" NPT Discharge (1½" X 2" PVC Adapter included with BN & BE Models).
- On point - 9½"
- Off point - 3"
- Major width - 10 1/8"
- Height - 12"

SIMPLEX AND DUPLEX SYSTEMS AVAILABLE

PACKAGED SYSTEMS AVAILABLE

Note: The sizing of effluent systems normally requires variable level float(s) controls and properly sized basins to achieve required pumping cycles or dosing timers with nonautomatic pumps.

98 Cast Iron Series

"FLOW-MATE"

(FOR PUMP PREFIX IDENTIFICATION SEE NEWS & VIEWS 0052)

FOR SEPTIC TANK
LOW PRESSURE PIPE (LPP)
AND ENHANCED FLOW STEP SYSTEMS

EFFLUENT OR DEWATERING PUMP

SUBMERSIBLE

1½" NPT DISCHARGE



Tested to UL Standard UL778
and Certified to CSA
Standard C22.2 No. 108

MODELS AVAILABLE

- Automatic or Nonautomatic
- ½ HP, 1 Ph., 115V or 230V
- Available with Piggyback Variable Level Float Switch.



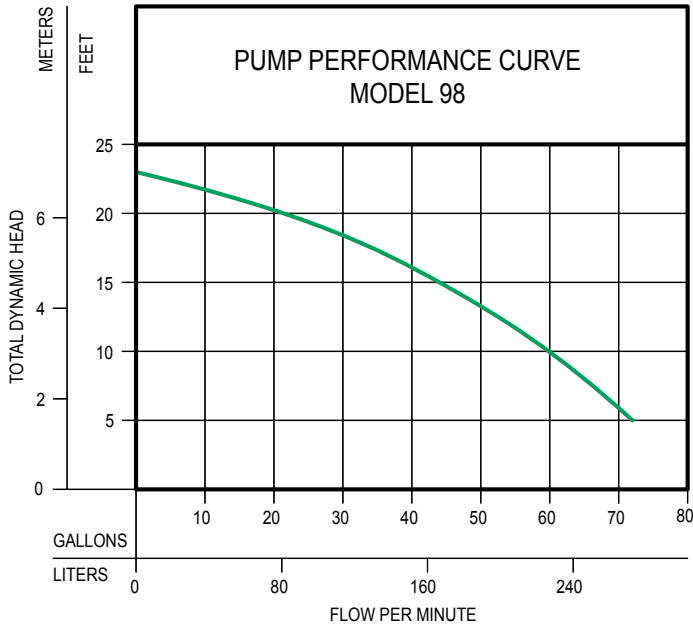
MODEL 98



POWDER
COATED
TOUGH™



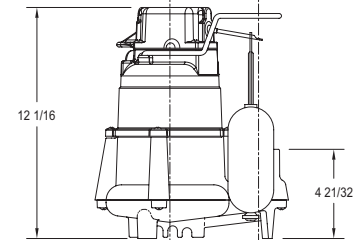
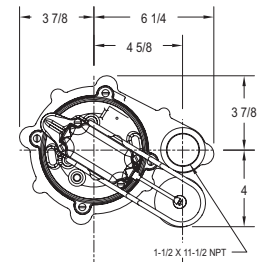
MODEL BN98



**TOTAL DYNAMIC HEAD/FLOW
PER MINUTE
EFFLUENT AND DEWATERING**

MODEL		98	
Feet	Meters	Gal.	Liters
5	1.5	72	273
10	3.0	61	231
15	4.6	45	170
20	7.1	25	95
Shut-off Head:		23 ft.(7.0m)	

009971



SK1102

CONSULT FACTORY FOR SPECIAL APPLICATIONS

- Electrical alternators, for duplex systems, are available and supplied with an alarm.
- Mechanical alternators, for duplex systems, are available with or without alarm switches.
- Variable level float switches are available for controlling single and three phase systems.
- Double piggyback variable level float switches are available for variable level long cycle controls.
- Refer to FM1922 and FM0806 for temperatures above 130°F.

98 Series				Control Selection		
Model	Volts-Ph	Mode	Amps	Simplex	Duplex	
M98	115	1	Auto	9.4	1	4
N98	115	1	Non	9.4	2 or 3	4
D98	230	1	Auto	4.7	1	4
E98	230	1	Non	4.7	2 or 3	4

SELECTION GUIDE

1. Integral float operated mechanical switch, no external control required.
2. For automatic use single piggyback variable level float switch or double piggyback variable level float switch. Refer to FM0477.
3. See FM1228 for correct model of simplex control panel.
4. See FM0712 for correct model of duplex control panel or FM1663 for a residential alternator system.

For information on additional Zoeller products refer to catalog on Piggyback Variable Level Switches, FM0477; Electrical Alternator, FM0486; Mechanical Alternator, FM0495; Sump/ Sewage Basins, FM0487; Single Phase Simplex Pump Control, FM1596; Alarm Systems, FM0732.

▲ CAUTION

All installation of controls, protection devices and wiring should be done by a qualified licensed electrician. All electrical and safety codes should be followed including the most recent National Electrical Code (NEC) and the Occupational Safety and Health Act (OSHA).

"Easy assembly"
(pump & discharge pipe not included.)

OPTIONAL PUMP STAND P/N 10-2213

- Reduces potential clogging by debris.
- Replaces rocks or bricks under the pump.
- Made of durable, noncorrosive ABS.
- Raises pump 2" off bottom of basin.
- Provides the ability to raise intake by adding sections of 1½" or 2" PVC piping.
- Attaches securely to pump.
- Accommodates sump, dewatering and effluent applications.

NOTE: Make sure float is free from obstruction.